


## Autumn Tree Tutorial Acrylic Paints

Each time I start a new oil painting, I use acrylic paints for underpainting or blocking-in the initial layer of colour to the painting. Acrylic paints allow me to move onto the oil layers more promptly. I use Winsor and Newton's professional range of acrylic paints in a palette of twenty-one tones.

*Some of the tones that I have previously used may no longer be available at Winsor and Newton, however, you can find similar alternatives.*



Titanium White




Cadmium Yellow  
Medium



Dioxazine Purple



Sap Green



Ivory Black



Lemon Yellow



Cadmium Orange



Cerulean Blue



Burnt Umber

## Autumn Tree Tutorial Oil Paints

I use Winsor and Newton Griffin Alkyds after the “block in” layer- they dry much more quickly and this means a painting can be completed in a single session. They have a slightly greater level of transparency for increased depth and clarity when glazing. *Some of the tones that I have previously used may no longer be available at Winsor and Newton, however, you can find similar alternatives.*




Titanium White



Winsor Yellow



Dioxazine Purple



Sap Green



Burnt Umber



Winsor Lemon



Cadmium Orange



Cerulean Blue



Burnt Sienna



Ivory Black

## Autumn Tree Tutorial Brushes

### Blocking In

### Sizes

Series 302. Flat 'Brights' Golden Synthetic

8, 16

### Oil Layer

### Sizes

Series 302. Flat 'Brights' Golden Synthetic

8, 16

Series 771. Sable Blend Riggers

0, 1

Series 401. Pointed Sable Mixture

2

Series 32. Tree and Texture Brush

3/8

Series 2230. New 'Spikey Comber' Golden Synthetic

3/8

Series 2055. Chungking Bristle Fan

2

