

Landscape Tutorial Acrylic Paints

Each time I start a new oil painting, I use acrylic paints for underpainting or blocking-in the initial layer of colour to the painting. Acrylic paints allow me to move onto the oil layers more promptly. I use Winsor and Newton's professional range of acrylic paints in a palette of twenty-one tones.

Some of the tones that I have previously used may no longer be available at Winsor and Newton, however, you can find similar alternatives.



Titanium White



Cadmium Yellow
Medium



Alizarin Crimson



Burnt Umber




Winsor Lemon



Cadmium Orange



Cerulean Blue




Ivory Black

Landscape Tutorial Oil Paints

I use Winsor and Newton Griffin Alkyds after the “block in” layer- they dry much more quickly and this means a painting can be completed in a single session. They have a slightly greater level of transparency for increased depth and clarity when glazing. *Some of the tones that I have previously used may no longer be available at Winsor and Newton, however, you can find similar alternatives.*




Titanium White



Cadmium Orange



Dioxazine Purple



Sap Green



Ivory Black



Winsor Lemon



Alizarin Crimson



Cerulean Blue



Burnt Sienna



Cadmium Yellow



Magenta



Phthalo Green
(Yellow)



Burnt Umber

Landscape Tutorial Brushes

Blocking In	Sizes
Series 302. Flat 'Brights' Golden Synthetic	8, 16
Oil Layer	Sizes
Series 302. Flat 'Brights' Golden Synthetic	8, 16
Ivory Short Flat	0
Series 771. Sable Blend Riggers	1
Series 2230. New 'Spikey Comber' Golden Synthetic	1/2
Series 32. Tree and Texture Brush	3/8
Series 27. Badger Fan Blender	Medium
Series 2055. Chunking Bristle Fan	2

